



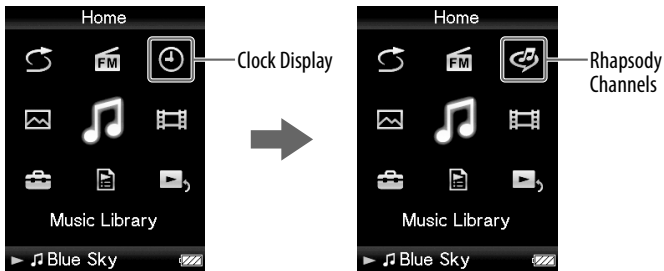
## About Bundled Best Buy Digital Music Store

### About the Home menu


You can listen to Rhapsody Channels transferred from Best Buy Digital Music Store to the player. First you need to install Best Buy Digital Music Store from the supplied CD-ROM onto your computer, and then follow the on-screen instructions to create your account for Rhapsody membership. For details about usage or support of the software, refer to the following web site:

<http://www.bestbuy.com/digitalmusic>

When you connect Best Buy Digital Music Store and transfer Rhapsody Channels to the player,  (Clock Display) on the Home menu changes to  (Rhapsody Channels).



#### Hint

- Even if  (Clock Display) is not displayed in the Home menu, you can select “Clock Display” from the option menu. Press the OPTION/PWR OFF button on the Home menu or the “Now Playing” screen and select “Clock Display” from the option menu.

# ***About the bundled software***

## **Best Buy Digital Music Store**

With the Best Buy Digital Music Store, you can purchase individual songs, and/ or sign up for a membership to create a subscription account. Songs that are purchased, subscribed to, or ripped from CDs using this software can be transferred to your player. However, to transfer purchased or subscription songs, you need to apply for a membership. For details, refer to the Help dropdown in the software, or visit the following web site:

<http://www.bestbuy.com/digitalmusic>



\* 4 1 1 1 3 0 2 1 1 \* (1)