

Radio Cassette Player

Operating Instructions
XXXX

WM-FX141 WALKMAN

Sony Corporation ©1997 Printed in China

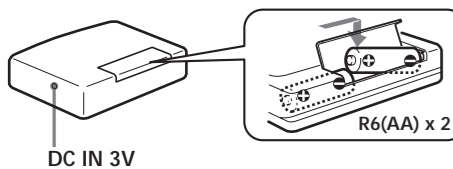
WALKMAN is a registered trademark of Sony Corporation.
WALKMAN xxxxxxxx

For the customers in the U.S.A.

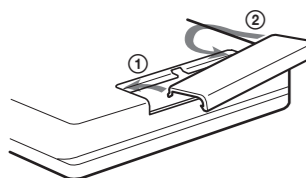
Owner's Record

The model number is located at the rear and the serial number is located inside the cassette holder. Record the serial number in the space provided below. Refer to them whenever you call upon your Sony dealer regarding this product.
Model No. WM-FX141
Serial No. _____

Inserting Batteries

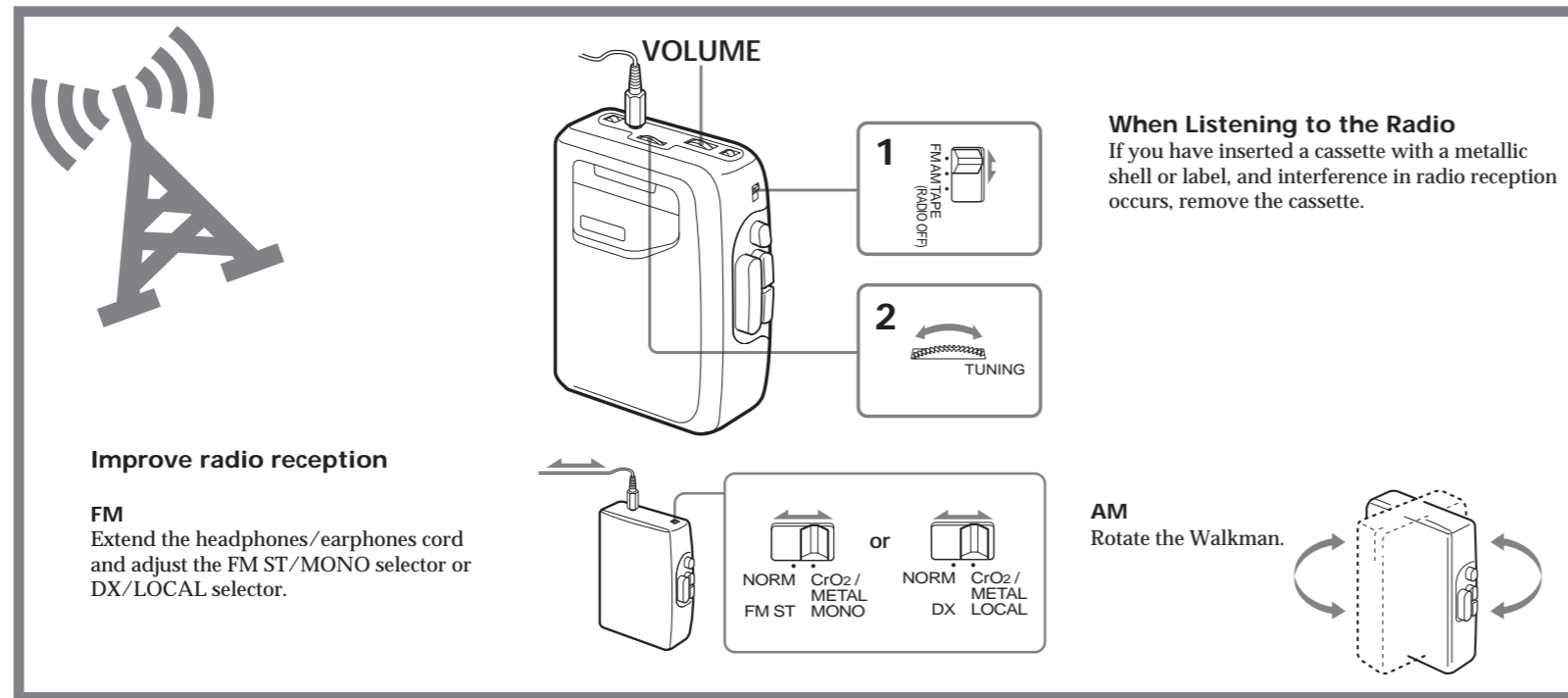
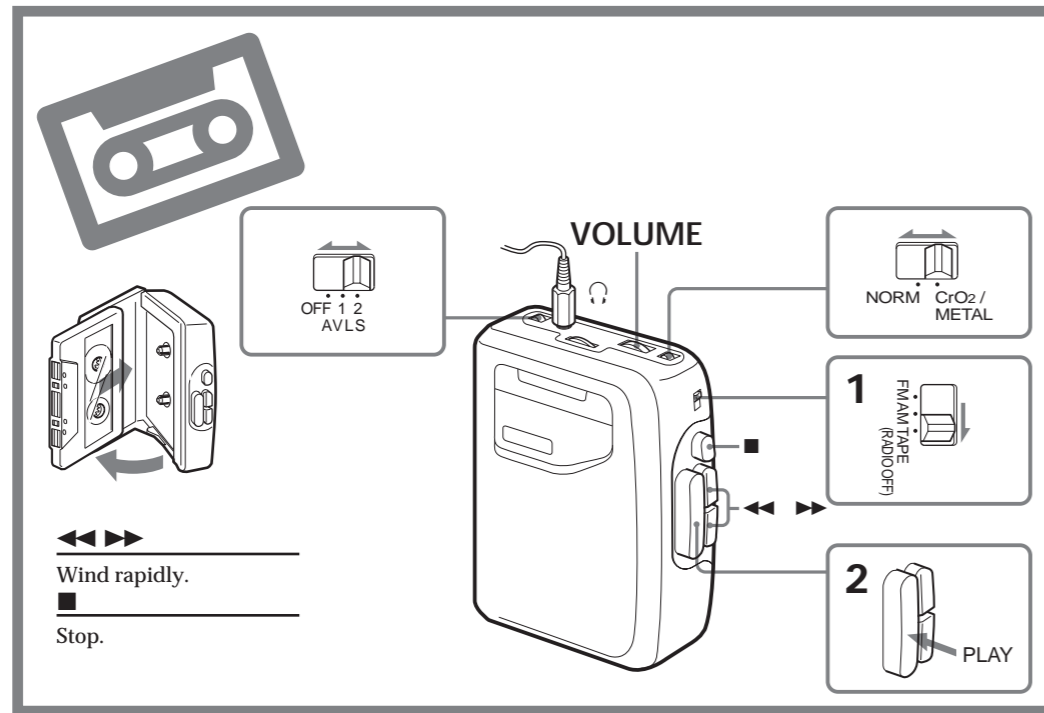


If the Battery Compartment Lid Comes off



When Using Headphones/Earphones

Wear the "L" marked side to the left ear and the "R" marked side to the right ear.



Using the AVLS feature

The AVLS selector allows you to limit the maximum volume of your Walkman personal stereo without degrading the sound quality.

- When the AVLS selector is set to either position 1 or 2, the volume will be kept at a moderate level without the degradation of the sound quality, even if you attempt to turn the volume up higher.
- When the AVLS selector is set to either position 1 or 2, the playback sound may be distorted or unstable according to the music (especially bass boosted part). If this happens, turn down the volume.
- When the AVLS selector is turned off, you will be able to enjoy the full volume capability of your Walkman personal stereo.

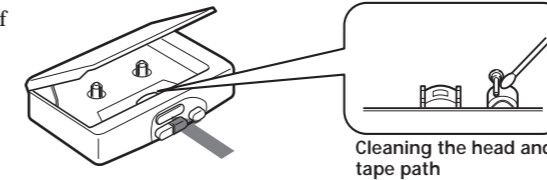
When Listening to the Radio

If you have inserted a cassette with a metallic shell or label, and interference in radio reception occurs, remove the cassette.

Notes on Care and Use

Cleaning the Walkman

- Prolonged use may contaminate the tape head. If sound drop-out or excessive noise occurs, clean the head and tape path with alcohol.
- Clean the headphones/earphones plug periodically for optimum sound.
- Do not use alcohol, benzine or thinner to clean the case.



About headphones/earphones

Road safety

Do not use headphones/earphones while driving, cycling, or operating any motorized vehicle. It may create a traffic hazard and is illegal in some areas. It can also be potentially dangerous to play your headphones/earphones at high volume while walking, especially at pedestrian crossings. You should exercise extreme caution or discontinue use in potentially hazardous situations.

Preventing hearing damage

Do not use headphones/earphones at high volume. Hearing experts advise against continuous, loud and extended play. If you experience a ringing in your ears, reduce volume or discontinue use.

Caring for others

Keep the volume at a moderate level. This will allow you to hear outside sounds and to be considerate to the people around you.

About batteries

- When you are not going to use your Walkman for a long time, remove the batteries to prevent damage from battery leakage and corrosion.

- When the sound becomes unstable or cannot be heard, replace the old batteries with new ones.
- The battery life may shorten depending on the operation of the unit.

About external power

You can connect the following external power sources through the DC IN 3 V jack located on the bottom. (When you plug a cord into the DC IN 3 V jack, the internal batteries are automatically bypassed.)

- House current using an AC-E30HG AC power adaptor

Notes

- Use only the recommended AC-E30HG AC power adaptor (not supplied). Do not use any other AC power adaptor.
- Specifications for AC-E30HG varies for each area. Check your local voltage and the shape of plug before purchasing.



If you have any question or problem concerning your Walkman, please consult your nearest Sony dealer.

Specifications

Radio FM: 87.6 - 108 MHz (U.S.A., Canada, and Central and South America);
87.5 - 108 MHz (Italy and Saudi Arabia)
65 - 107.9 MHz (Eastern Europe)
87.6 - 107.9 MHz (Other countries)
AM: 530 - 1,710 kHz (U.S.A., Canada, and Central and South America);
526.5 - 1,606.5 kHz (Italy and Saudi Arabia)
531 - 1,602 kHz (Other countries)

Dimensions

93.9 x 118.5 x 35.9 mm (w/h/d)
(3 3/4 x 4 3/4 x 1 7/16 in) incl. projecting parts

Mass

205 g (7.3 oz) incl. batteries

Supplied accessories

- Stereo headphones or earphones (1)
- Belt clip (1)

Optional accessories

- AC power adaptor AC-E30HG

Your dealer may not handle some of the above listed accessories. Please ask the dealer for detailed information.

Design and specifications are subject to change without notice.

Battery life (approximate hours) (EIAJ*)

Sony Alkaline LR6 (SG)	Sony R6P (SR)
16 hrs. (playback)	4.5 hrs. (playback)
48 hrs. (radio)	16 hrs. (radio)

* Measured value by the standard of EIAJ (Electric Industries Association of Japan). (Using a Sony HF series cassette tape)

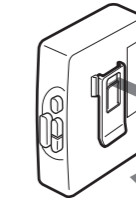
Handling Your Walkman

- Do not expose the Walkman to extreme temperatures, direct sunlight, moisture, sand, dust, or mechanical shock. Never leave the Walkman in a car parked in the sun.
- Do not wind the headphones/earphones cord around the Walkman. The buttons may be kept pressed, causing unnecessary battery usage.

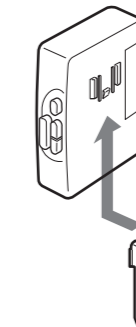
When Playing Cassettes

- Do not use cassettes longer than 90 minutes except for long continuous playback.
- If the tape is playing but no sound comes out, the batteries may be weak. Replace both batteries with new ones.
- If your Walkman has not been used for a long time, run the Walkman for a few minutes before inserting a cassette.

Removing the Belt Clip



Attaching the Belt Clip



This warranty is valid only in the United States.

