

# WALKMAN

Operating Instructions

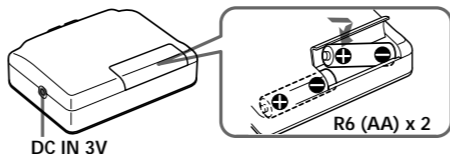
Operating Instructions

## Radio Cassette Player • • • • • WM-FX221/FX421/FX423/FX425

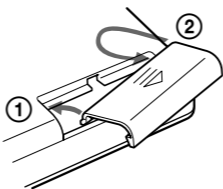
Sony Corporation ©1998 Printed in Malaysia

WALKMAN is a registered trademark of Sony Corporation.

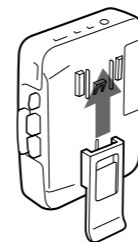
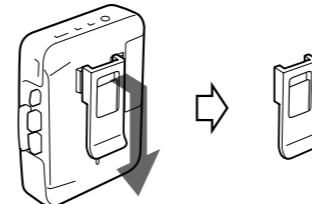
### Inserting Batteries



If the battery compartment lid comes off

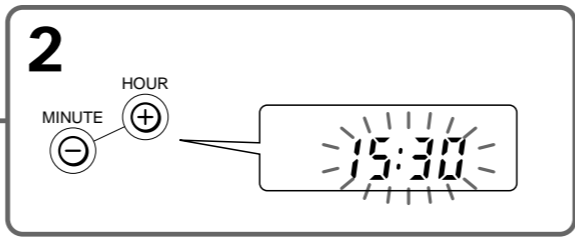

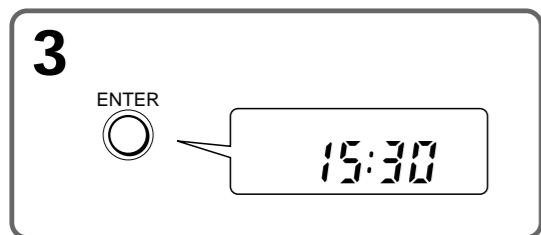



### Using the Belt Clip



**Using the AVLS feature**  
 The AVLS switch allows you to limit the maximum volume of your Walkman personal stereo without degrading the sound quality.

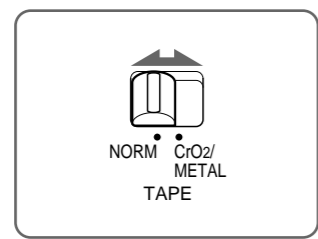
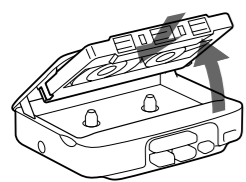

- When the AVLS switch is set to ON, the volume will be kept at a moderate level without the degradation of the sound quality, even if you attempt to turn the volume up higher.
- When the AVLS switch is set to ON, the playback sound may be distorted or unstable according to the music (especially bass boosted part). If this happens, turn down the volume.
- When the AVLS switch is turned off, you will be able to enjoy the full volume capability of your Walkman personal stereo.



FX423/FX425

**Using the Clock**  
 Set the time within ten seconds of flashing. The hour display does not advance even when the minute display returns to "00" after "59". The illustrations in this manual show the clock display on a 24-hour system. For models for some areas, the clock is on a 12-hour system.

**Using the MEGA BASS feature**  
 The MEGA BASS effect reduces the volume of the bass frequencies to prevent distortion. When the MEGA BASS switch is set to ON, the bass sound will be reduced.



STOP MODE DIR



Wind rapidly.

STOP

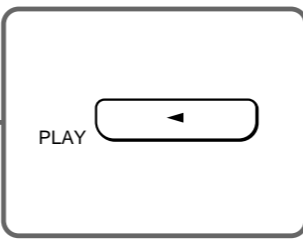
Stop.

DIR (FX421/FX423/FX425)

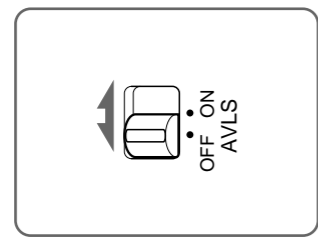
Change sides.

MODE (FX421/FX423/FX425)

Play both sides once / repeatedly



VOL DOLBY NR

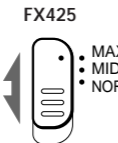


MEGA BASS

FX425

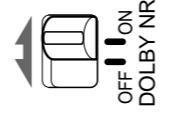
MEGA BASS (FX423/FX425)

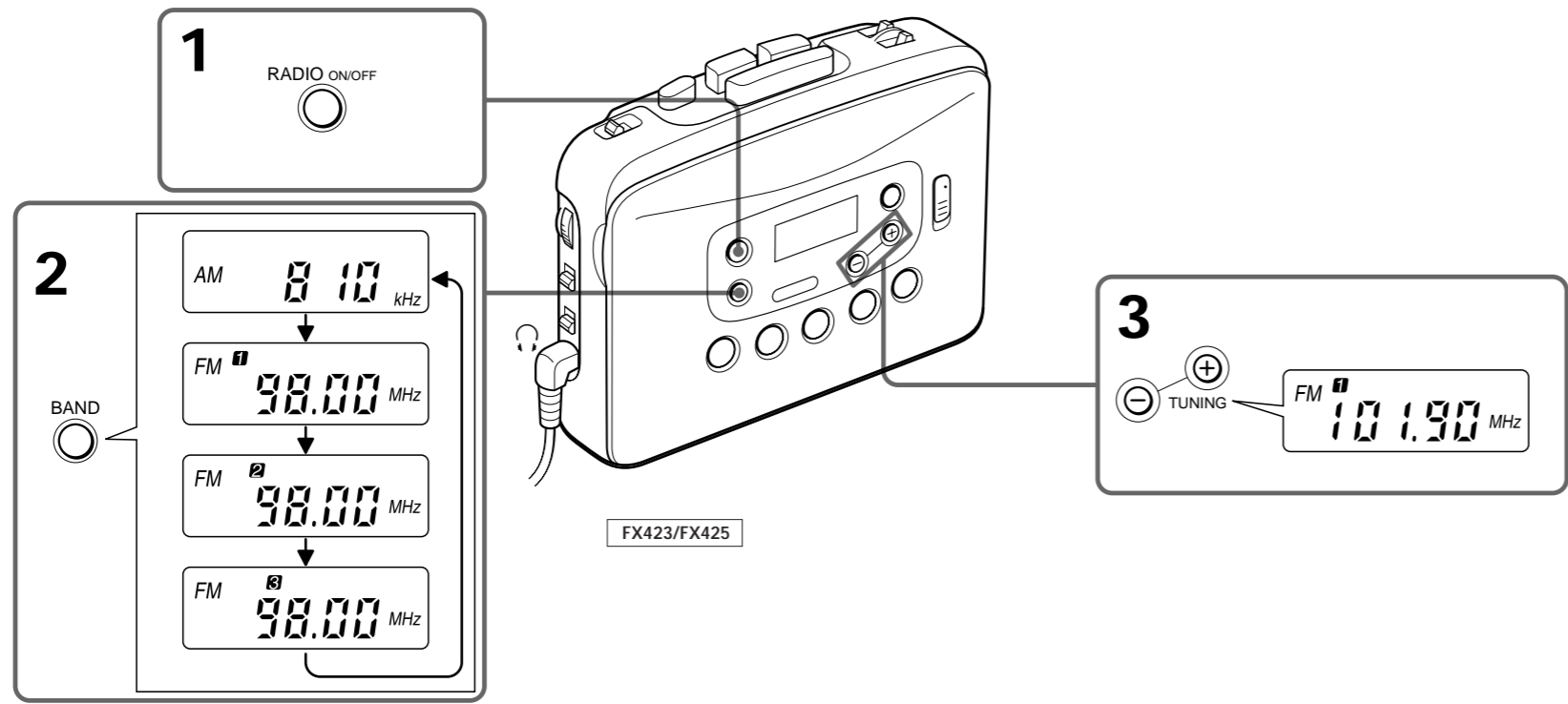
For deep and powerful sound.



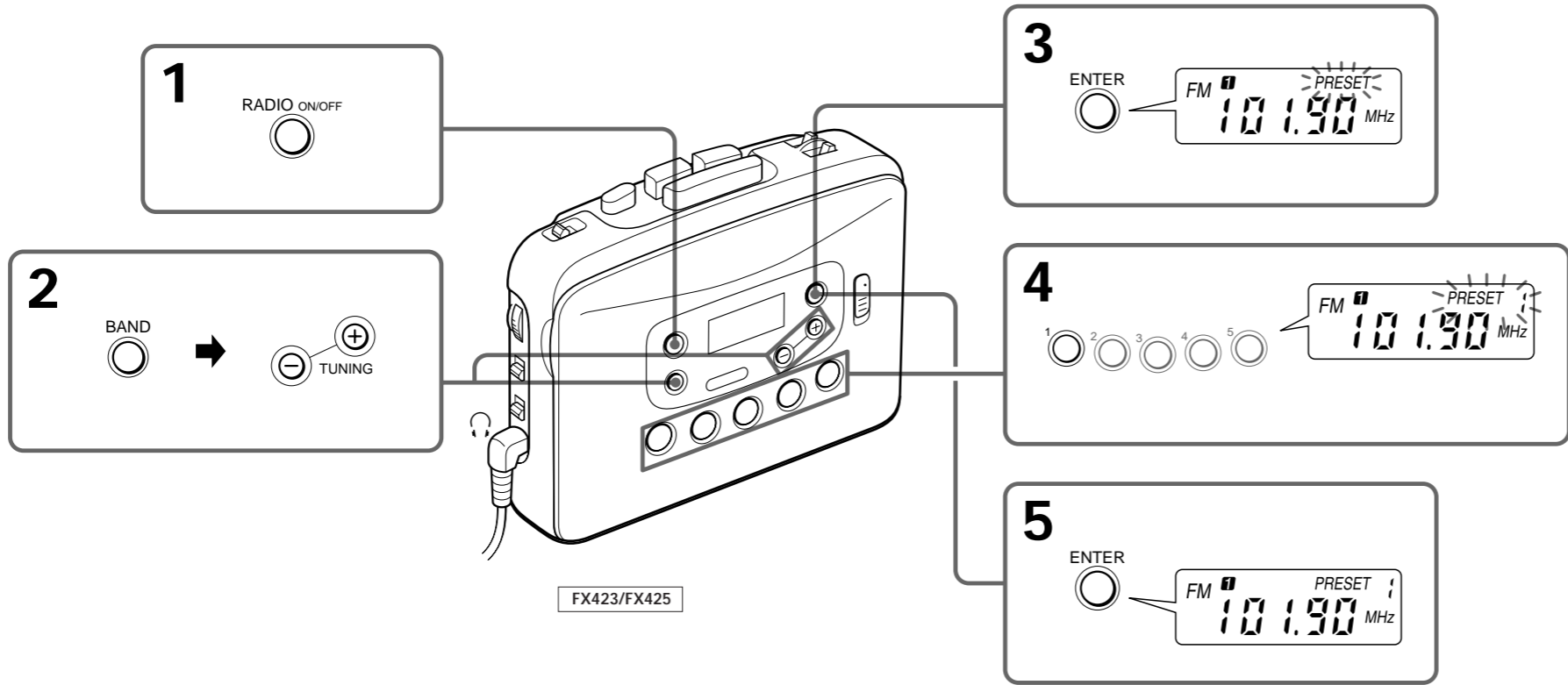
DOLBY NR (FX425)

Play DOLBY NR processed tapes.





#### FM Preset tuning

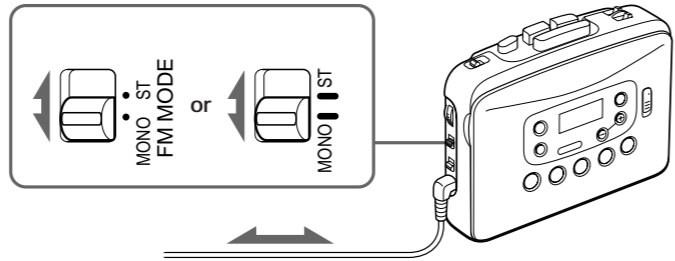


#### Improve radio reception

##### FM

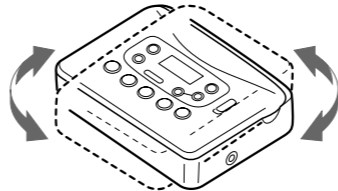
FM MODE MONO/ST selector

Extend the headphones/earphones cord or adjust the FM MODE or MONO/ST selector.



##### AM

Rotate the Walkman.



## English

### When Listening to the Radio

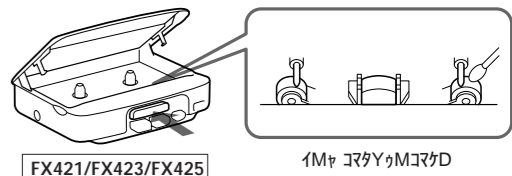
- If you keep pressing the TUNING + or - button, the frequency digits go up or down quickly. And when you release, the frequency digits go up or down step by step. When the desired station is heard, press the TUNING + or - button again to stop the tuning.
- The ST (stereo) indication comes on in the display when receiving an FM stereo broadcast.
- If you press the ◀PLAY, ◀◀ or ▶▶▶ button while listening to the radio, the tape operation begins.
- If you have inserted a cassette with a metallic shell or label, and interference in radio reception occurs, remove the cassette.

### About Preset Tuning

- You can preset up to 20 radio stations, 5 for each FM1, FM2, FM3 and AM bands.
- To preset or to recall stations on PRESET buttons 1 to 5, press the corresponding preset button. The PRESET indication and preset number come on.
- Press a button within ten seconds of flashing.

## Walkman

- FM Walkman
- FM MODE MONO/ST selector
- FM MODE MONO/ST selector
- FM MODE MONO/ST selector



FM MODE MONO/ST selector

FM MODE MONO/ST selector

### FM

- FM MODE MONO/ST selector
- FM MODE MONO/ST selector
- FM MODE MONO/ST selector

### FM

- FM MODE MONO/ST selector

Sony Alkaline LR6 (SG)	Sony R6P (SR)
16 hrs. (playback)	4.5 hrs. (playback)
33 hrs. (radio)	13 hrs. (radio)

### FM

- FM MODE MONO/ST selector
- FM MODE MONO/ST selector




## Specifications

Radio	FM: 65-74, 87.5-108 MHz (Eastern Europe) 87.5-108 MHz (Other countries) AM: 530-1710 kHz (North, Central and South America) 531-1602 kHz (Other countries)	FM MODE MONO/ST selector
Power requirements	3 V DC batteries R6 (AA) x 2 External DC 3 V power sources	FM MODE MONO/ST selector
Dimensions	116.5 x 86.3 x 34.6 mm (4 1/2 x 3 1/2 x 1 3/8 in.) (w/h/d) incl. projecting parts	FM MODE MONO/ST selector
Mass	210 g (7.5 oz) incl. batteries	FM MODE MONO/ST selector

## English

### Notes on Care and Use

- Cleaning the Walkman**
- Prolonged use may contaminate the tape head. If sound drop-out or excessive noise occurs, clean the head and tape path with alcohol.
- Clean the headphones/earphones plug periodically for optimum sound.
- Do not use alcohol, benzene or thinner to clean the case.



### About headphones/earphones

**Road safety**  
Do not use headphones/earphones while driving, cycling, or operating any motorized vehicle. It may create a traffic hazard and is illegal in some areas. It can also be potentially dangerous to play your headphones/earphones at high volume while walking, especially at pedestrian crossings. You should exercise extreme caution or discontinue use in potentially hazardous situations.

**Preventing hearing damage**  
Do not use headphones/earphones at high volume. Hearing experts advise against continuous, loud and extended play. If you experience a ringing in your ears, reduce volume or discontinue use.

**Caring for others**  
Keep the volume at a moderate level. This will allow you to hear outside sounds and to be considerate to the people around you.

### About batteries

- When you are not going to use your Walkman for a long time, remove the batteries to prevent damage from battery leakage and corrosion.
- When the batteries become weak, the sound will be unstable. In such a case, replace both batteries.
- Replace both batteries while the E indication comes on in the display, or all the memories will be canceled.
- The battery life may shorten depending on the operation of the unit.
- For maximum performance we recommend that you use alkaline batteries.

Battery life (approximate hours) (EIAJ)*	Sony Alkaline LR6 (SG)	Sony R6P (SR)
16 hrs. (playback)	16 hrs. (playback)	4.5 hrs. (playback)
33 hrs. (radio)	33 hrs. (radio)	13 hrs. (radio)

\* Measured value by the standard of EIAJ (Electronic Industries Association of Japan). (Using a Sony HF series cassette tape)

If you have any question or problem concerning your Walkman, please consult your nearest Sony dealer.

## Specifications

Radio	FM: 65-74, 87.5-108 MHz (Eastern Europe) 87.5-108 MHz (Other countries) AM: 530-1710 kHz (North, Central and South America) 531-1602 kHz (Other countries)	Supplied accessories	Stereo headphones or earphones (1) Belt clip (1)
Power requirements	3 V DC batteries R6 (AA) x 2 External DC 3 V power sources	Your dealer may not handle some of the optional accessories listed above. Please ask the dealer for detailed information.	
Dimensions	116.5 x 86.3 x 34.6 mm (4 1/2 x 3 1/2 x 1 3/8 in.) (w/h/d) incl. projecting parts	Design and specifications are subject to change without notice.	
Mass	210 g (7.5 oz) incl. batteries	Dolby noise reduction manufactured under license from Dolby Laboratories Licensing Corporation. "DOLBY" and the double-D symbol DD are trademarks of Dolby Laboratories Licensing Corporation.	



- TUNING+ (FM)
- TUNING- (FM)
- MONO/ST selector
- FM MODE selector
- FM MODE MONO/ST selector

- FM MODE MONO/ST selector
- FM MODE MONO/ST selector
- FM MODE MONO/ST selector

- FM MODE MONO/ST selector
- FM MODE MONO/ST selector