

SONY®

Tape Cassette Player/Recorder/CD Player/Mini Disc
DAT/Radio/Head Phone/Speaker/MIC/Personals

LIMITED WARRANTY

Portable Audio

Sony Electronics Inc. ("Sony") warrants this Product (including any accessories) against defects in material or workmanship as follows:

1. For a period of one (1) year from the date of purchase if this Product is determined to be defective, Sony will repair or replace the Product, at its option, at no charge the defective unit. After this one (1) year period, you must pay for the replacement unit. This warranty does not cover costs incurred in connection with the removal and re-installation of radios, speakers or accessories, nor does it cover any other contingent expenses.

2. To obtain warranty service, you must take the Product, or deliver the Product freight prepaid, in either its original packaging or packaging affording an equal degree of protection, to any Factory Sony Service facility or to the Laredo Fulfillment Center. See below for additional information.

This warranty does not cover customer instruction, installation, set up adjustments or signal reception problems.

This warranty does not cover cosmetic damage or damage due to acts of God, accident, misuse, abuse, negligence, commercial use, or modification of, or to any part of the Product, including the antenna. This warranty does not cover damage due to improper operation or maintenance, connection to improper voltage supply, or attempted repair by anyone other than a facility authorized by Sony to service the Product. This warranty does not cover Products sold AS IS or WITH ALL FAULTS, or consumables (such as fuses or batteries). This warranty is valid only in the United States.

Proof of purchase in the form of a bill of sale or receipted invoice which is evidence that the unit is within the Warranty period must be presented to obtain warranty service.

This warranty is invalid if the factory applied serial number has been altered or removed from the Product.

REPAIR OR REPLACEMENT AS PROVIDED UNDER THIS WARRANTY IS THE EXCLUSIVE REMEDY OF THE CONSUMER. SONY SHALL NOT BE LIABLE FOR ANY INCIDENTAL OR CONSEQUENTIAL DAMAGES FOR BREACH OF ANY EXPRESS OR IMPLIED WARRANTY ON THIS PRODUCT, EXCEPT TO THE EXTENT PROHIBITED BY APPLICABLE LAW. ANY IMPLIED WARRANTY OF MERCHANTABILITY OR FITNESS FOR A PARTICULAR PURPOSE ON THIS PRODUCT IS LIMITED IN DURATION TO THE DURATION OF THIS WARRANTY.

Some states do not allow the exclusion or limitation of incidental or consequential damages, or allow limitations on how long an implied warranty lasts, so the above limitations or exclusions may not apply to you. In addition, if you enter into a service contract with the Sony Partnership within 90 days of the date of sale, the limitation on how long an implied warranty lasts does not apply to you. This warranty gives you specific legal rights, and you may have other rights which vary from state to state.

The Address of the Laredo Fulfillment Center is:

Laredo Fulfillment Center
10227 Crossroads Loop Suite B
Laredo, TX 78045

For your convenience, Sony Electronics Inc. has established telephone numbers for frequently asked questions:

To locate the servicer or dealer nearest you, or for service assistance or resolution of a service problem, or for product information or operation, call:

Sony Customer Information Service Center
1-(800)-222-7669
Or visit the Sony Web Site:
www.sony.com

For an accessory or part not available from your authorized dealer, call:

1-(800)-488-SONY (7669)

D 455714603

SONY®

3-810-421-24 (1)

FM/AM Radio

Operating Instructions

For customers in the USA

Please register this product on line at

<http://www.sony.com/productregistration>.

Proper registration will enable us to send you periodic mailings about new products, services and other important announcements. Registering your product will also allow us to contact you in the unlikely event that the product needs adjustment or modification.

Thank you.

SHOWER MATE

ICF-S70

Sony Corporation ©1994 Printed in Taiwan, R. O. C.

You are cautioned that any changes or modifications not expressly approved in this manual could void your authority to operate this equipment.

Precautions

- To avoid electrical shock, do not open the unit. Refer servicing to qualified personnel only.
- The nameplate indicating operating voltage, etc. is located at the rear.
- Avoid exposure to temperature extremes, excessive dust. Never leave in a car parked in the sun.
- Do not give a shock and strong vibration.
- Avoid leaving the unit for an extended period of time in a place subject to direct sunlight.
- Should any solid object or liquid fall into the unit, remove the batteries and have the unit checked by qualified personnel before operating it any further.
- Clean the unit with a soft cloth. Never use abrasive cleansers or chemical solvent, as they may damage the unit.

Battery Warning

When the unit will not be used for a long time, remove the batteries to avoid undue battery discharge and damage to the unit from battery leakage.

DO NOT IMMERSE IN WATER

This product is not meant to be immersed in water or come in continuous contact with water.

- Open the battery compartment lid with dry hands where water cannot fall into the unit.
- Do not use the unit in the water.
- The batteries themselves may be negatively affected by prolonged exposure to moisture. Therefore, it is recommended that the batteries periodically be removed, dried and inspected for corrosion.
- Do not expose the unit to water that is warmer than 70°C (158°F) for long time.
- When the unit gets wet or if you accidentally drop the unit into the water, wipe it with a soft cloth.
- Do not touch the unit with hands wet with soapsuds.

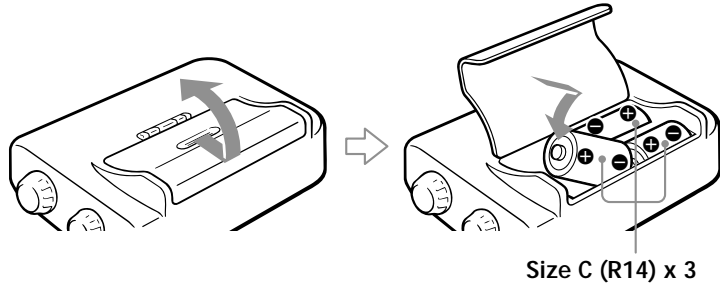
If you have any question or problem concerning your unit, please consult your nearest Sony dealer.

<http://www.sony.net/>

Features

- Water-resistant: you can use in the bath room.
- Power saving: the power is automatically turned off after about 60 minutes.
- Tuning indicator

Installing the Battery



- 1 Open the lid of the battery compartment.
Before installing the batteries, be sure to wipe off drops of water on the radio.
- 2 Install the batteries.
- 3 Close the lid until it clicks.

Battery Life (approx. hours) (JEITA*)

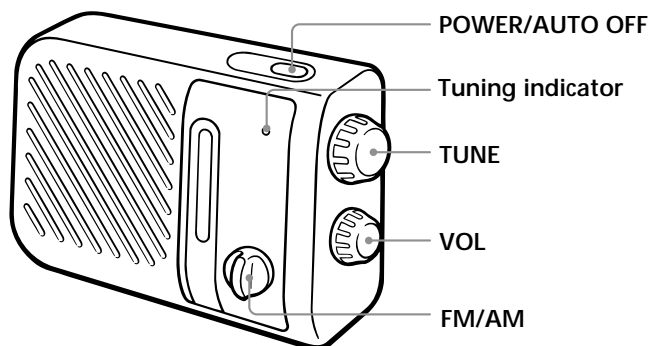
When using	FM	AM
Sony size C (R14)	78	88

* Measured by JEITA (Japan Electronics and Information Technology Industries Association) standards. The actual battery life may vary depending on the circumstance of the unit.

Knowing When To Replace the Battery

When the battery becomes low, the sound is weak or distorted. Replace all three batteries with new ones.

Playing the Radio



- 1 Press POWER/AUTO OFF to turn on the radio.
- 2 Select band with FM/AM.
- 3 Tune in a station with the TUNE dial.
When a station is tuned in, the tuning indicator lights up.
- 4 Adjust VOL (volume).

To Turn Off The Radio

Press POWER/AUTO OFF again.

When The Power Is Turned Off Automatically

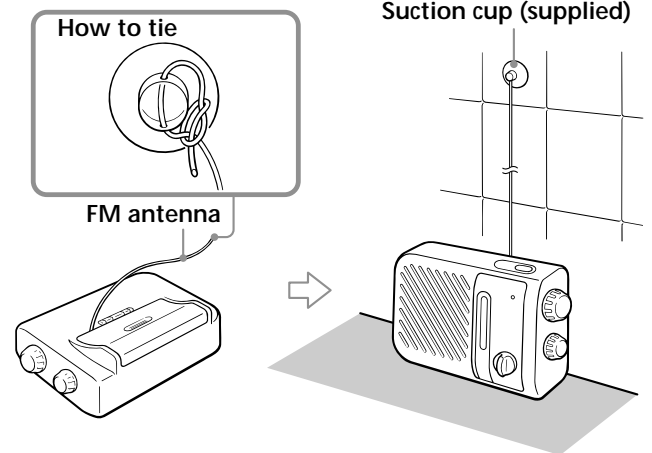
The radio is turned off automatically in about 60 minutes to prevent unnecessary wear of the batteries.

To listen to the radio continuously, press POWER/AUTO OFF.

Improving the Radio Reception

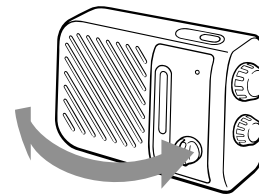
FM:

Tie the FM antenna to the suction cup. Locate the FM antenna for optimum reception and stick the suction cup on the wall.



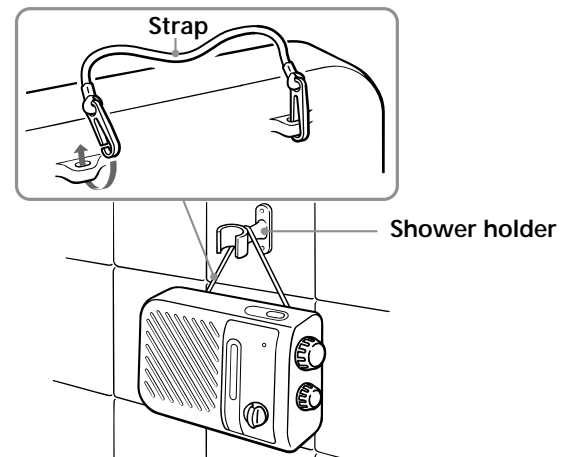
AM:

Since the AM antenna is encased in the radio, rotate the unit horizontally for optimum reception.



Hanging the Radio

Use the supplied strap.



Note

The strap is only for hanging the radio and not for carrying it.

Specifications

Frequency range FM: 87.6 – 108 MHz, AM: 530 – 1,605 kHz
Speaker Approx. 7.7 cm (3/8 inches) dia. Power output 250 mW (at 10% harmonic distortion) Power requirements 4.5 V DC, three size C (R14) batteries Auto power off Approx. 60 minutes
Dimensions Approx. 205 x 134.5 x 61.7 mm (w/h/d) (8 1/8 x 5 3/8 x 2 1/2 inches) Mass Approx. 575 g (1 lb. 4 oz), incl. batteries
Supplied accessories Suction cup (1), Strap (1)

Design and specifications are subject to change without notice.