

SONY®

Data Projectors

VPL-FE40
VPL-FE40L
VPL-FX40
VPL-FX40L



BrightEra™

HDMI™
HIGH DEFINITION MULTIMEDIA INTERFACE

*Bright, Stylish, Easy to Install, and Simple to Use – You Can Even Make Presentations via a Network – The Sony VPL-FE40 and VPL-FX40*¹ Data Projectors Are Ideal for Vivid and Clear Presentations in Locations From University Classrooms to Enterprise Boardrooms*

Delivering an extremely bright 4000 ANSI lumens in a sophisticated body, the VPL-FE40 and VPL-FX40 are excellent projectors for high-impact multimedia presentations. For applications ranging from business conferences and seminars to education, in locations such as boardrooms, large conference rooms, R&D facilities, and university classrooms, these projectors will captivate audiences with breathtaking image quality.

The VPL-FE40 offers incredible SXGA+ resolution to project clear and crisp images even on large screens, while the VPL-FX40 offers native XGA resolution for high image quality. With its outstanding functionality, simple operation, and network capabilities, these projectors provide you with the tools to perform seamless presentations. The projectors' ability to accept a broad array of signals, including those from sources equipped with the latest High-Definition Multimedia Interface (HDMI), can increase the dynamics of your presentations. And with the VPL-FE40L and VPL-FX40L, you can choose a lens that meets the requirements of your specific applications. System integrators will appreciate the projectors' design, which includes features for easy installation, such as a centered lens and power zoom, focus, and shift, while maintenance personnel can easily replace lamps and clean filters thanks to their easy access.

With all the features and functionality that you expect from Sony, including those for installation, projection, usability, and maintenance, the VPL-FE40 and VPL-FX40 are perhaps the most thoughtfully designed projectors available today. Take your presentations to the next level!

*¹ Unless otherwise specified, "VPL-FE40" refers to both the VPL-FE40 and VPL-FE40L, and "VPL-FX40" refers to both the VPL-FX40 and VPL-FX40L.

FEATURES

High-Quality Images and Incredible Performance

Outstanding Brightness of 4000 ANSI Lumens in a Beautifully Styled Projector

Both the Sony VPL-FE40 and VPL-FX40 Data Projectors achieve an outstanding brightness of 4000 ANSI lumens for dynamic, large-screen presentations even in high ambient lighting environments. By combining a new generation of inorganic LCD panels that utilize Sony BrightEra™ technology*² with a powerful 275W lamp, these beautifully styled projectors are excellent for bringing your presentations to life.

*² BrightEra™ is a brand name for the category of next generation LCD panels having pixels with large aperture ratios and adopting inorganic alignment films. Sony is the first manufacturer to succeed in developing this technology for a High-Temperature Polysilicon (HTPS) TFT LCD panel.

Extremely High Resolution (SXGA+ or XGA)

Offering native SXGA+ (1400 x 1050) resolution, the VPL-FE40 projects extremely clear and detailed high-quality images even on a large screen. And the VPL-FX40 offers native XGA (1024 x 768) resolution for high picture quality.



SXGA+ Resolution: Clear and Detailed Images

(simulated image)

3LCD Projection System

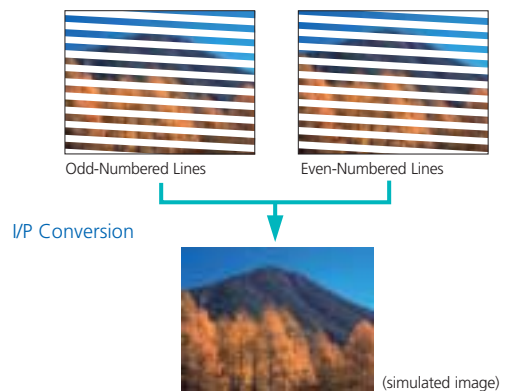
Because the VPL-FE40 and VPL-FX40 adopt a 3LCD projection system, projected images are bright and natural. 3LCD is a projection system using three LCD panels (also known as high-temperature polysilicon or HTPS). This system provides high light transmission and excellent color reproduction. It also provides smooth gradients in dark areas, and even helps prevent color breakup.

Dynamic Detail Enhancer (DDE) for High-Quality Video Images

This unique Sony video-enhancing technology incorporated in the VPL-FE40 and VPL-FX40 projectors generates high-quality images of outstanding clarity. For interlaced video sources, I/P (Interlace/Progressive) conversion is applied to the signals to project clear and sharp progressive images. When displaying film-originated sources, signals converted by 2-3/2-2 pull down are detected, and each frame of the original film is accurately reproduced.

12-bit 3D Gamma Correction and 3D Digital Comb Filter

The VPL-FE40 and VPL-FX40 projectors incorporate 12-bit 3D Gamma Correction circuitry to perform highly accurate gamma correction, achieving uniform image color and brightness that extends right to the corners of the screen. What's more, the 3D Digital Comb Filter separates Y signals from C signals with great accuracy, which emphasizes fine images and shape boundaries.



Installation Flexibility and Easy Maintenance

Power Zoom/Focus/Picture Shift (Horizontal and Vertical)

The Zoom, Focus, and Horizontal and Vertical Picture Shift functions available with the projectors' supplied power-operated lens and optional lenses^{*3} can be controlled both from the projector control panel and the supplied Remote Commander™ unit. Images can be easily adjusted to the desired settings both during installation and when the projector is in use.

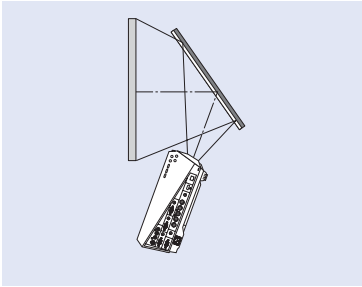
^{*3} Not available with the optional VPLL-1008 fixed-type lens.

Centered Lens Design

The centered lens provides symmetry for a balanced installation of the VPL-FE40 and VPL-FX40 projectors, and makes setup very simple.

Flexible Orientation

The VPL-FE40 and VPL-FX40 projectors can be tilted 90 degrees upwards or downwards. This flexibility allows the projectors to be used in several different ways, including in a rear projection system.



Rear Projection System

Twin Stacking Capability

When applications require double the light output, the VPL-FE40 and VPL-FX40 projectors can be twin-stacked^{*4}. Pictures from the two projectors are then matched using the Picture Shift function on each unit.

^{*4} The optional VPLL-1008 lens cannot be used when twin stacking.

Direct Power On

Activating this function allows you to skip standby mode to power on the VPL-FE40 and VPL-FX40 projectors immediately. Direct Power On is ideal for large-scale facilities such as museums, auditoriums, and conference halls, with images ready for projection as soon as the circuit-breaker on the switchboard is turned on.

Variety of Optional Lenses

The VPL-FE40 and VPL-FX40 projectors are each supplied with a power lens as standard for most general applications. If a specific application requires a special lens, the VPL-FE40L and VPL-FX40L are available. The lens is not included with these projectors, so any of three optional lens types can be selected. This flexibility allows the VPL-FE40L and VPL-FX40L to be used for a number of applications – from long-distance projection in large auditoriums to short-distance rear-projection applications.

	Projection Lens	Projection Lens	Projection Lens		
	Fixed Short Focus Lens	Middle Focus Zoom Lens	Long Focus Zoom Lens		
	VPLL-1008 ^{*5}	VPLL-Z1024	VPLL-Z1032		
					
F	2	2.0 - 2.3	2.0 - 2.4		
Throw ratio ^{*6}	0.78:1	2.38-3.26:1	3.24-4.95:1		
Zoom	—	1.45	1.6		
Throwing Distance		Wide	Tele	Wide	Tele
Screen size ^{*7}					
40-inch	—	1880 mm	2590 mm	2550 mm	3940 mm
60-inch	930 mm	2860mm	3940 mm	3890 mm	5980 mm
80-inch	1260 mm	3850 mm	5280 mm	5240 mm	8020 mm
100-inch	1590 mm	4840 mm	6630 mm	6580 mm	10,060 mm
150-inch	2420 mm	7300 mm	9990 mm	9950 mm	15,150 mm
200-inch	3250 mm	9770 mm	13,350 mm	13,310 mm	20,240 mm
300-inch	4910 mm	14,700 mm	20,060 mm	20,040 mm	30,430 mm
400-inch	—	19,630 mm	26,780 mm	26,760 mm	40,620 mm
500-inch	—	24,570 mm	33,500 mm	33,490 mm	50,810 mm
600-inch	—	29,500 mm	40,220 mm	40,220 mm	60,990 mm

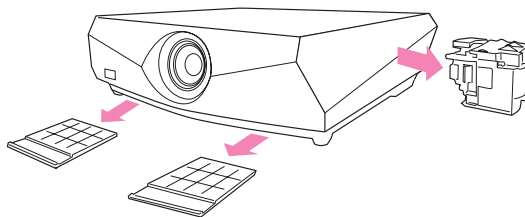
^{*5} When using the VPLL-1008 lens, the center of the image projected from the lens must be perpendicular to and aligned with the center of the screen vertically (mirror usage is acceptable). Also, the projector cannot be installed upside-down when using this lens.

^{*6} Distance between the center of the projector lens and the screen, divided by the screen width.

^{*7} Viewable area, measured diagonally.

Easy Lamp Replacement and Filter Cleaning

When it's time to replace the lamp in the VPL-FE40 and VPL-FX40 projectors, a timely message appears clearly on the screen. The lamp is accessible from the side of the projector and the filters from the front, so lamp replacement and filter cleaning can be performed without uninstalling the projector.



Easy Lamp Replacement and Filter Cleaning

Maintenance and Notifications Via Network

Because the VPL-FE40 and VPL-FX40 projectors can be connected to a LAN, a number of functions can be performed remotely using a web browser.*⁸ For example, the projector's current status can be verified and simple controls, such as powering the unit on or off, can be performed. Also, the system can be set up to send automatic e-mail reports to designated recipients for scheduled maintenance, including projected lamp life and error reports.

*⁸ Internet Explorer 5.0 or higher is required.

ID Function for Multi-Projector Installation

The VPL-FE40 and VPL-FX40 projectors have a built-in ID function, so each projector can be controlled independently from a single Remote Commander unit. For multi-projector installations in a single room, this feature is indispensable both during installation and operation.

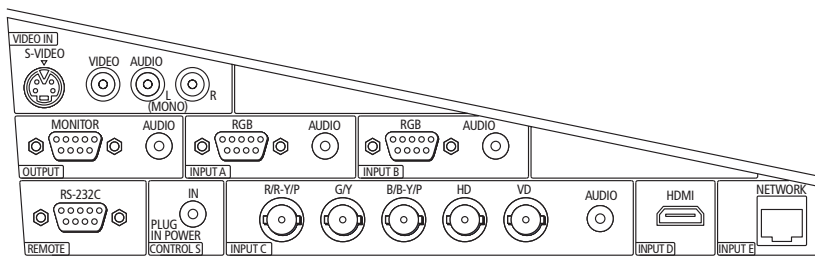
Digital Keystone Adjustment

Vertical Keystone distortion of up to ± 30 degrees can be digitally corrected via the OSD and/or Remote Commander unit of the VPL-FE40 and VPL-FX40 projectors. This enables detailed images to be projected with their correct geometry, even when installation space is limited.

Multiple Interfaces for Flexible Operation

Multitude of Inputs

The VPL-FE40 and VPL-FX40 projectors accept a wide variety of input signals, including HDMI™ (the latest standard for digitally connecting to high-definition systems), component and composite video, S-Video (Y/C), and computer signals up to UXGA (fv: 60 Hz) – which expands the system-connection possibilities. The VPL-FE40 and VPL-FX40 projectors are equipped with five BNC connectors, so they can accept signals from sources such as workstations or professional video equipment, and these sources can be located far away from the projector because the interfaces support long-distance signal transmission.



Monitor Output for Presenters

Projected images can be monitored by connecting a PC display to the VPL-FE40 and VPL-FX40 projectors' monitor output and placing it in the presenter's field of view. This allows the presenter to continually face the audience during the presentation for a fluid and professional delivery.

Multi-Language OSD (On-Screen Display)

The OSD used for control of the VPL-FE40 and VPL-FX40 projectors is available in 16 languages: English, Dutch, French, Italian, German, Spanish, Portuguese, Russian, Swedish, Norwegian, Japanese, simplified Chinese, traditional Chinese, Korean, Thai, and Arabic.

Quiet Operation

The VPL-FE40 and VPL-FX40 projectors are incredibly quiet, allowing for smooth and undisturbed presentations. The low fan noise is attributed to a highly efficient cooling system based on Sony's latest technology.

Multi-Function Remote Commander Unit

The supplied Remote Commander unit for the VPL-FE40 and VPL-FX40 is useful for both setting up the projector during installation and changing settings for a presentation. This unit has buttons for direct input selection, so users do not have to toggle through the entire range of inputs to select the desired one. With the projector ID function, each projector in a multiple-projector installation can be controlled independently from a single remote.



Network Presentations

When the VPL-FE40 and VPL-FX40 projectors are installed on a LAN, presentations can be projected from any PC on that network*⁹ – whether connected via a LAN cable or wirelessly. Switching from presenter to presenter is as easy as clicking a mouse – there's no fussing with cables.

*⁹ Requires supplied application software to be installed on your PC.

High-Speed Image Transfer over IP Networks

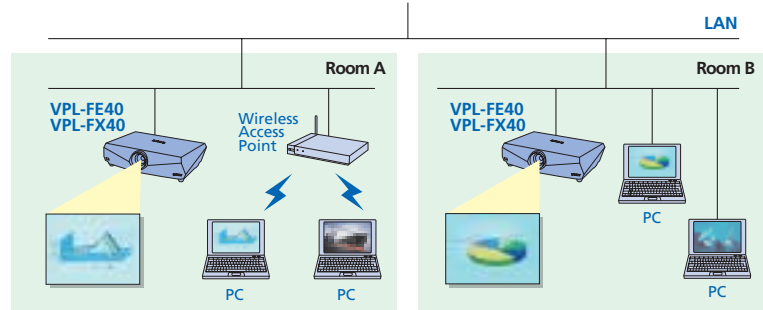
Because the VPL-FE40 and VPL-FX40 projectors employ efficient compression and transmission techniques, they can receive and project images via IP networks for effective presentations from any networked PC. In fact, they can even handle animated Microsoft® PowerPoint® presentations.

Network Presentations Using Up To Five Projectors

Up to five VPL-FE40 or VPL-FX40 projectors can be connected to a network, with the image from a single PC projected on each of them. This feature is ideal for both large venues and multiple rooms in which images have to be projected from various locations.

Network Presentations Almost Anywhere

By manually registering your PC's IP address to the VPL-FE40 and VPL-FX40 projectors, images can be projected not only across the country, but across the globe. This is ideal for applications such as distance learning and long-distance corporate communication.



Network Presentation System Diagram

System Requirements to Run Supplied Application Software	
Hardware	CPU: Intel® Pentium® III 600-MHz processor or faster Memory: 64 MB or more (128 MB or more is recommended). 128 MB or more is required when using Microsoft® Windows® XP Hard disk: 10 MB or more of free space Other hardware requirements: Display (XGA recommended), Network Capability, CD-ROM Drive
Operating System	Microsoft® Windows® 98 SE / Windows ME / Windows 2000 / Windows XP Home Edition, Windows XP Professional Edition
Browser	Internet Explorer 5.0 or higher

Sony cannot guarantee that the application software will run properly even though all of the above system requirements are met.

Notice Regarding Network Presentations

- When an image is sent from a computer to the VPL-FE40 projector, the image is processed using 1024 x 768 pixels.
- Animation effects and the slide show function in Microsoft PowerPoint presentations can be used; however, transmission delays may occur if a large number of effects are performed at once or if several slides are turned at once.
- Network transmission is not suitable for video.
- Network transmission should not be used with sound.
- Applications that use DirectX® application programming interface may not be displayed properly.
- When using Windows XP or Windows 2000 Operating Systems, the user must be logged into an account with computer administrator access.
- Application software is provided in English and Japanese.
- Network presentations may not be possible depending on network environment and available bandwidth.

Other Features

- **Smart APA (Auto Pixel Alignment)**
- **Password-Authentication System**
- **Picture/Audio Muting**

OPTIONAL ACCESSORIES



LMP-F270
Projector Lamp (for replacement)



PSS-610
Suspension Support



RM-PJK1
Presentation Tool

RECOMMENDED VISUAL COMMUNICATION SYSTEMS



PCS-G70



PCS-G50

Ideal for distance learning and corporate videoconferencing applications

Preset Signal Chart

No.	Preset signal	fH (kHz)	fV (Hz)	Sync	SIZE	
1	Video 60 Hz	Video 60 Hz	15.734	59.940	—	—
2	Video 50 Hz	Video 50 Hz	15.625	50.000	—	—
3	480/60i	DTV 480/60i	15.734	59.940	S on G/Y	—
4	575/50i	DTV 575/50i	15.625	50.000	S on G/Y	—
5	480/60p	480/60p (NTSC Progressive component)	31.470	60.000	S on G/Y	—
6	575/50p	575/50p (PAL Progressive component)	31.250	50.000	S on G/Y	—
7	1080/60i	1035/60i, 1080/60i	33.750	60.000	S on G/Y	—
8	1080/50i	1080/50i	28.130	50.000	S on G/Y	—
10	720/60p	720/60p	45.000	60.000	S on G/Y	—
11	720/50p	720/50p	37.500	50.000	S on G/Y	—
12	1080/60p	1080/60p	67.500	60.000	S on G/Y	—
13	1080/50p	1080/50p	56.260	50.000	S on G/Y	—
21	640 x 350	VGA Mode 1	31.469	70.086	H-pos, V-neg	800
22		VESA 85 (VGA350)	37.861	85.080	H-pos, V-neg	832
23	640 x 400	NEC PC98	24.823	56.416	H-neg, V-neg	848
24		VGA Mode 2	31.469	70.086	H-neg, V-pos	800
25		VESA 85 (VGA400)	37.861	85.080	H-neg, V-pos	832

No.	Preset signal	fH (kHz)	fV (Hz)	Sync	SIZE	
26	640 x 480	VGA Mode 3	31.469	59.940	H-neg, V-neg	800
27		Mac 13	35.000	66.667	H-neg, V-neg	864
28		VESA 72	37.861	72.809	H-neg, V-neg	832
29		VESA 75 (IBM M3)	37.500	75.000	H-neg, V-neg	840
30		VESA 85	43.269	85.008	H-neg, V-neg	832
31	800 x 600	VESA 56	35.156	56.250	H-pos, V-pos	1024
32		VESA 60	37.879	60.317	H-pos, V-pos	1056
33		VESA 72	48.077	72.188	H-pos, V-pos	1040
34		VESA 75 (IBM M5)	46.875	75.000	H-pos, V-pos	1056
35		VESA 85	53.674	85.061	H-pos, V-pos	1048
36	832 x 624	Mac 16	49.724	74.550	H-neg, V-neg	1152
37	1024 x 768	VESA 60	48.363	60.004	H-neg, V-neg	1344
38		VESA 70	56.476	70.069	H-neg, V-neg	1328
39		VESA 75	60.023	75.029	H-pos, V-pos	1312
40		VESA 85	68.677	84.997	H-pos, V-pos	1376
45	1280 x 960	VESA 60	60.000	60.000	H-pos, V-pos	1800
46		VESA 75	75.000	75.000	H-pos, V-pos	1728
47	1280 x 1024	VESA 60	63.974	60.013	H-pos, V-pos	1696
48		SXGA VESA75	79.976	75.025	H-pos, V-pos	1688
49		SXGA VESA85	91.146	85.024	H-pos, V-pos	1476
50	1400 x 1050	SXGA+	65.317	59.978	H-neg, V-pos	1864
51	1600 x 1200	UXGA VESA60	75.000	60.000	H-pos, V-pos	2100
55	1280 x 768	1280 x 768/60	47.776	59.870	H-neg, V-pos	1664
56	1280 x 720	1280 x 720/60	44.772	59.855	H-neg, V-pos	1664

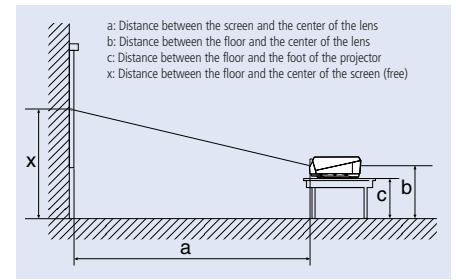
- Preset signal Nos. 1-2, 21-25, 27-31, 33-35, 38-40, 46, 48-49, and 56 are analog only.
 - Preset signal Nos. 12 and 13 are digital only.
 - Images may not be reproduced correctly when signals other than those listed above are input.
- Contact your local Sony sales office for more information regarding signals not listed.

Installation Diagrams

(When using the VPL-FE40 or VPL-FX40 with supplied lens)

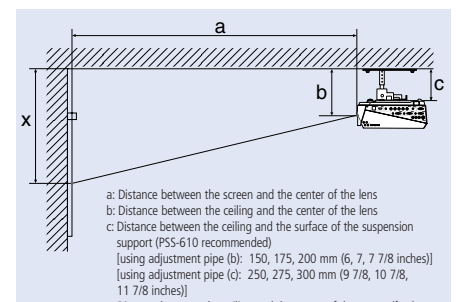
Floor Installation

Screen size*	40	60	80	100	120	150	180	200	250	300	400	500	600	
a	min	mm 1480	2260	3030	3810	4580	5740	6900	7680	9610	11550	15420	19290	23160
		(inches) (58 3/8)	(89)	(119 5/16)	(150 1/8)	(180 3/8)	(226 1/8)	(271 3/4)	(302 1/2)	(378 1/2)	(454 7/8)	(607 1/4)	(759 5/8)	(912)
b	max	mm 1900	2880	3860	4840	5820	7290	8760	9740	12190	14640	19540	24440	29350
		(inches) (74 7/8)	(113 1/2)	(152)	(190 5/8)	(229 1/4)	(287 1/8)	(345)	(383 5/8)	(480)	(576 1/2)	(769 1/2)	(962 3/8)	(1155 3/4)
c	min	mm x-305	x-457	x-610	x-762	x-914	x-1143	x-1372	x-1524	x-1905	x-2286	x-3048	x-3810	x-4572
		(inches) (x-12)	(x-18)	(x-24)	(x-30)	(x-36)	(x-45)	(x-54)	(x-60)	(x-75 1/8)	(x-90 1/8)	(x-120 1/8)	(x-150 1/8)	(x-180 1/8)
d	max													
e	min	mm x-392	x-545	x-697	x-850	x-1002	x-1231	x-1459	x-1612	x-1993	x-2374	x-3136	x-3898	x-4660
		(inches) (x-15 1/2)	(x-21 1/2)	(x-27 1/2)	(x-33 1/2)	(x-39 1/2)	(x-48 1/2)	(x-57 1/2)	(x-63 1/2)	(x-78 1/2)	(x-93 1/2)	(x-123 1/2)	(x-153 1/2)	(x-183 1/2)
f	max	mm												
		(inches)												



Ceiling Mounted Installation

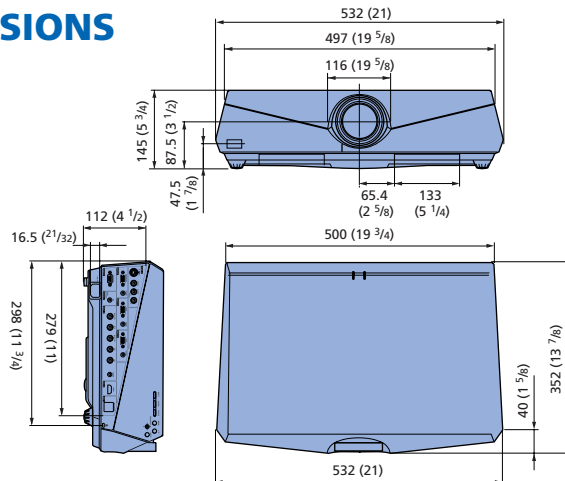
Screen size*	40	60	80	100	120	150	180	200	250	300	400	500	600		
a	min	mm 1480	2260	3030	3810	4580	5740	6900	7680	9610	11550	15420	19290	23160	
		(inches) (58 3/8)	(89)	(119 5/16)	(150 1/8)	(180 3/8)	(226 1/8)	(271 3/4)	(302 1/2)	(378 1/2)	(454 7/8)	(607 1/4)	(759 5/8)	(912)	
b	max	mm 1900	2880	3860	4840	5820	7290	8760	9740	12190	14640	19540	24440	29350	
		(inches) (74 7/8)	(113 1/2)	(152)	(190 5/8)	(229 1/4)	(287 1/8)	(345)	(383 5/8)	(480)	(576 1/2)	(769 1/2)	(962 3/8)	(1155 3/4)	
c	min	mm													
		(inches)													
d	max	mm													
		(inches)													
e	min	mm													
		(inches)													
f	max	mm	c+390	c+542	c+695	c+847	c+999	c+1228	c+1457	c+1609	c+1990	c+2371	c+3133	c+3895	c+4657
		(inches)	(c+15 3/8)	(c+21 3/8)	(c+27 3/8)	(c+33 3/8)	(c+39 3/8)	(c+48 3/8)	(c+57 3/8)	(c+63 3/8)	(c+78 3/8)	(c+93 3/8)	(c+123 3/8)	(c+153 3/8)	(c+183 3/8)



For both Floor and Ceiling Mount Installations, image can be shifted horizontally by +/- 10 percent of the screen width.

* Viewable area, measured diagonally.

DIMENSIONS



Unit: mm (inches)

SPECIFICATIONS

	VPL-FE40 (standard lens)	VPL-FE40L (lens is optional)	VPL-FX40 (standard lens)	VPL-FX40L (lens is optional)
Optical				
Projection system	3 LCD panels, 1 lens projection system			
LCD panel	0.79-inch SXGA+ panel, 4,410,000 (1400 x 1050 x 3) pixels		0.79-inch XGA panel, 2,359,296 (1024 x 768 x 3) pixels	
Projection lens	1.3 times power zoom lens, f30.6 to 39.7 mm, F1.66 to 2.18	Not supplied	1.3 times power zoom lens, f30.6 to 39.7 mm, F1.66 to 2.18	Not supplied
Lamp	275W ultra high pressure Lamp			
Screen coverage	40 to 600 inches*	40 to 600 inches* (with VPLL-Z1024 or VPLLZ1032), 60 to 300 inches* (with VPLL-1008)	40 to 600 inches*	40 to 600 inches* (with VPLL-Z1024 or VPLLZ1032), 60 to 300 inches* (with VPLL-1008)
Light output	4000 ANSI lumens (lamp mode high) , 3200 ANSI lumens (lamp mode standard)			
Signals				
Color system	NTSC3.58, PAL, SECAM, NTSC4.43, PAL-M, PAL-N, PAL60 (automatically/manually selected)			
Resolution	Video : 750 TV lines, RGB : 1400 x 1050 pixels		Video : 750 TV lines, RGB : 1024 x 768 pixels	
Acceptable computer signals	fH : 19 to 92KHz, fV : 48 to 92Hz (Up to UXGA (fV 60Hz))			
Acceptable video signals	15k RGB 50/60Hz, Progressive Component 50/60Hz, DTV (480/60i, 575/50i, 480/60p, 575/50p, 720/60p, 720/50p, 1080/60i, 1080/50i, 1080/60p, 1080/50p), Composite Video, Y/C Video			
Speakers				
	1.8 W x 2 (Stereo)			
General				
Dimensions (W x H x D)	532 x 145 x 352 mm, (21 x 5 ³ / ₄ x 13 ⁷ / ₈ inches)			
Mass	Approx. 9.8 kg (21 lbs 10 oz)	Approx. 9.0 kg (19 lbs 13 oz)	Approx. 9.8 kg (21 lbs 10 oz)	Approx. 9.0 kg (19 lbs 13 oz)
Power requirements	AC 100 to 240 V, 4.1-1.7 A, 50/60 Hz			
Power consumption	Max. 400 W, Standby 15 W, Standby (low) 0.5 W			
Heat dissipation	1365 BTU			
Operating temperature	0 to 35 °C (32 to 95 °F)			
Operating humidity	35 to 85% (no condensation)			
Storage temperature	-20 to 60 °C (-4 to 140 °F)			
Storage humidity	10 to 90%			
Inputs/Outputs				
VIDEO IN				
Video	Composite Video (RCA phono jack)			
S Video	Y/C Mini DIN 4-pin			
Audio	Stereo (RCA phono jack x2)			
INPUT A				
Analog RGB	HD D-sub 15-pin (female)			
Audio	Stereo mini jack			
INPUT B				
Analog RGB	HD D-sub 15-pin (female)			
Audio	Stereo mini jack			
INPUT C				
Analog RGB/component	BNC x5 (female)			
Audio	Stereo mini jack			
INPUT D				
Digital RGB/Audio	HDMI (HDCP)			
INPUT E				
Network	RJ45: 100BASE-TX/10BASE-T			
OUTPUT				
Monitor out	HD D-sub 15pin			
Audio	Stereo mini jack (variable out)			
REMOTE				
Control S IN	RS-232C: D-sub 9 pin (female)			
	Stereo mini jack (plug-in-power)			
Supplied accessories				
	Remote Commander Unit			
	Size AA (R6) batteries (x2)			
	Lens cap	Lens hole cover	Lens cap	Lens hole cover
	AC power cord			
	Operating Instructions and Application Software (CD-ROM)			
	Quick Reference Manual			
	Safety Regulations			
	Security Label			
	Warranty Card			

* viewable area measured diagonally



- Halogenated flame retardants are not used in cabinets or printed wiring boards.
- Standby power consumption: 0.5 W

Distributed by

© 2006 Sony Corporation. All rights reserved.

Reproduction in whole or in part without written permission is prohibited. Features and specifications are subject to change without notice.

All non-metric weights and measurements are approximate.

Projected images in this brochure are simulated.

Sony is a registered trademark of Sony Corporation.

"BrightEra" and Remote Commander are trademarks of Sony Corporation.

HDMI, the HDMI logo, and High-Definition Multimedia Interface are trademarks or registered trademarks of HDMI Licensing LLC.

All other trademarks are the property of their respective owners.